

SLATE STYLE PANEL

A real **Slate Shingle**, is one of the most historically used roofing materials, in many areas of the world. It's **timeless elegance** provided the foundation for the **Slate Style Metal Roofing System's** creation. The attention to the **natural Slate's** random form and chiseled leading edges, has been emulated in the double embossed **metal shingle**. Having a larger single shingle panel allowed for more random forms to be replicated in this product. Giving your roof a natural look and **enhancing** your homes **architectural curb appeal**.


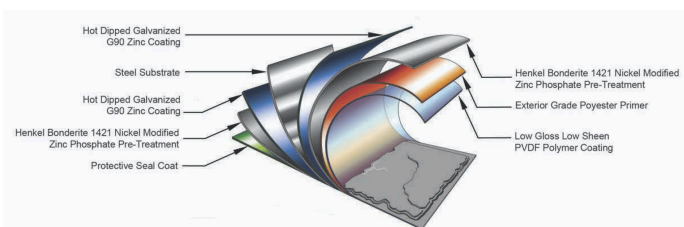
- Kynar 5000 Coated Rolled Steel Construction.
- Double Embossed Metal Stamping Process
- Floating Clip System
- Hidden Fastener System
- 52" x 12" Panel Dimension




PART NUMBER

SLT - PNL - _____

- COF (Coffee)
- NOR (Northern Granite)
- LAV (LAVA)





SLATE STYLE CAP

A real **Slate Shingle**, is one of the most historically used roofing materials, in many areas of the world. It's **timeless elegance** provided the foundation for the **Slate Style Metal Roofing System's** creation. The attention to the **natural Slate's** random form and chiseled leading edges, has been emulated in the double embossed **metal shingle**. Having a larger single shingle panel allowed for more random forms to be replicated in this product. Giving your roof a natural look and **enhancing** your homes **architectural curb appeal**.

- Kynar 5000 Coated Rolled Steel Construction.
- Double Embossed Metal Stamping Process
- Floating Clip System
- Hidden Fastener System
- 12" Long Cap



PART NUMBER

SLT - CAP - _____

- COF (Coffee)
- NOR (Northern Granite)
- LAV (LAVA)

